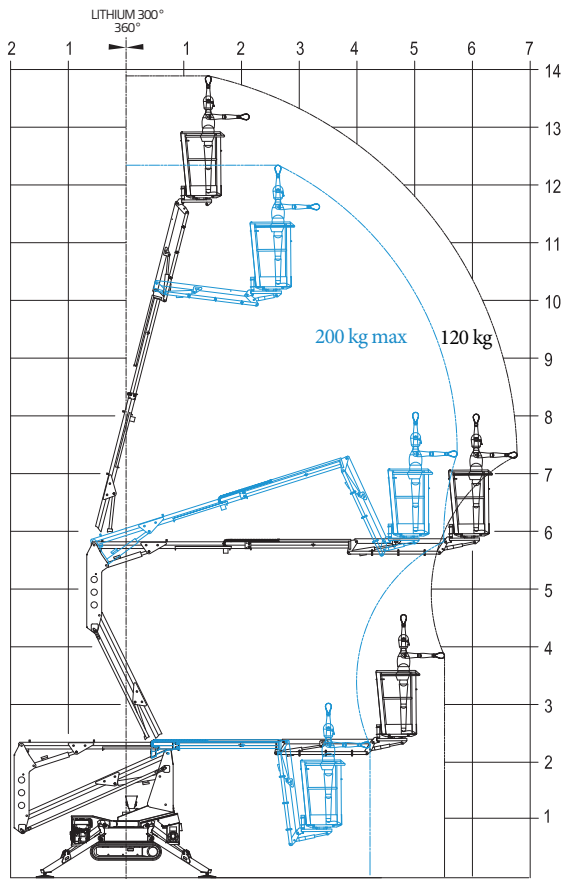
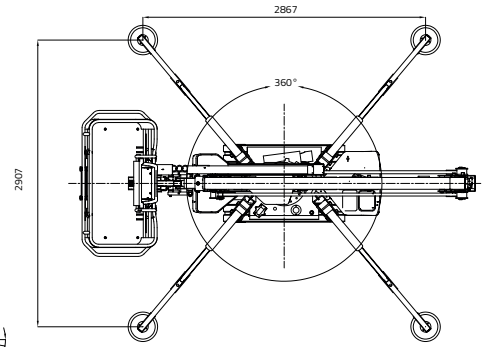
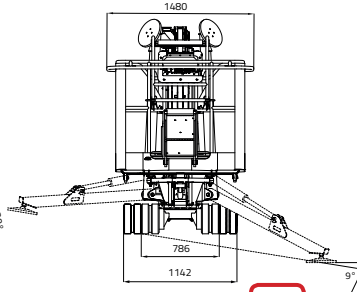
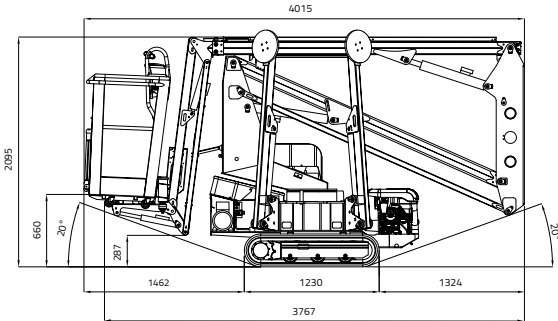


# LL14.70 *III S*



- 13,90 m
- 6,60m
- 4,01 m
- 3,76 m
- 2,09 m
- 1335x690x1100 mm
- ohne
- 15° / 26,8%
- 1498 kg / (Honda-Benzin)  
1530 kg / (Hatz-Diesel)  
1580 kg / (Lithium)
- Honda iGX 390- 11,7 PS  
3600 UpM, Hatz 1B40 -  
10 PS 3600 UpM

- 12,25 m
- 5,92m
- 786 / 1142 mm
- 1,3 - 2,6 Km/h
- 1400 daN - 2,00 daN/cm<sup>2</sup>
- 2867 x 2907 mm
- III S - Abstütz- und Einfahr-  
automatik serienmäßig
- Remote control  
Kabelfernbedienung
- GPRS-GPS
- R.A.H.M.
- Lithium-Batterie -Antrieb  
4,8 kWh

